


Air Conditioning

Product Information

PEA-RP500GAQ : Power Inverter Heat Pump
R410A Large Capacity Ceiling Concealed Ducted System



Mr.Slim™



Our wide range of power inverters offer customers high seasonal efficiency, advanced control options and quiet operation, whilst providing greater flexibility and ease of installation.

FEATURES



INDOOR

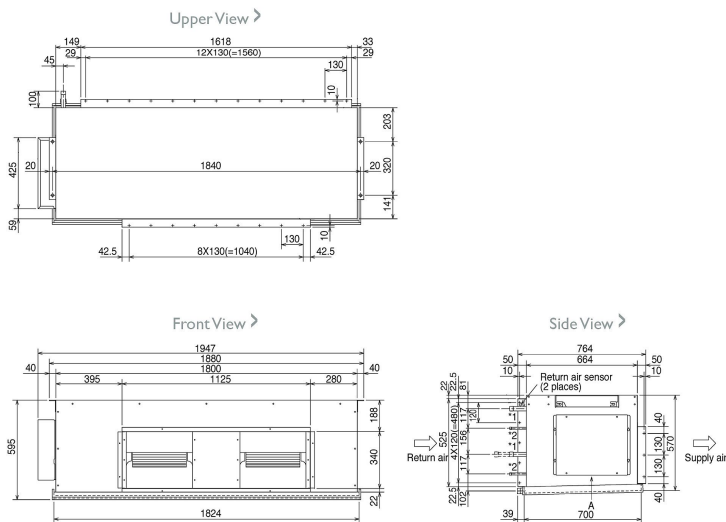
Heating Capacity (kW) (nominal)	54.0 (25-63)
Cooling Capacity (kW) (nominal)	44 (22.4-56)
Heating Capacity (kW) (UK)	45.9 (21.25-53.55)
Cooling Capacity (kW) (UK)	40.5 (20.6-51.5)
SHF (nominal & UK)	0.77
COP / EER (Nominal)	3.20 / 2.56
Energy Label Heating / Cooling (nominal)	D / E
Airflow (m³/min)	160
Pipe Size Gas (mm [in])	28.58 (1 1/8") X2
Pipe Size Liquid (mm [in])	12.7 (1/2") X2
External Static Pressure (Pa)	150
Sound Pressure Level (dBA)	53
Dimensions (mm) Width x Depth x Height	1947 x 764 x 595
Weight (kg)	133
Electrical Supply	380-415V, 50HZ
Phase	THREE
Power Input (kW) nominal / UK	2.84 / 2.53
Starting Current (A)	10
Running Current (A) [MAX]	5.4 [6.5]
Fuse Rating (BS88) - HRC (A)	10
Mains Cable No. Cores	5
Interconnecting Cable No. Cores	3

OUTDOOR

Sound Pressure Level (dBA) Heating / Cooling	59 / 58
Weight (kg)	141
Dimensions (mm) Width x Depth x Height	1050 x (330+30) x 1338
Electrical Supply	380-415V, 50HZ
Phase	THREE
System Power Input (kW) Heating / Cooling (nominal)	16.88 / 17.16
System Power Input (kW) Heating / Cooling (UK)	15.02 / 14.59
Starting Current (A)	5
System Running Current (A) Heating / Cooling [MAX]	11.01 / 11.23 [21.0]
Fuse Rating (BS88) - HRC (A)	25
Mains Cable No. Cores	5
Max Pipe Length (m)	120
Max Height Difference (m)	30
Charge R410A (kg) - Pre-charged Length (m)	7.7 - 30

DIMENSIONS

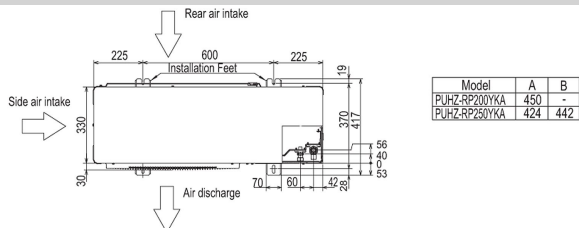
PEA-RP500GAQ



DIMENSIONS

PUHZ-RP250YKA

Upper View >



Model	A	B
PUHZ-RP250YKA	450	-
PUHZ-RP250YKA	424	442